



PMOD 24 XIO 001 I/O MODULE

MODULE WITH CONTROL INPUTS AND OUTPUTS

The INTRON-X is the modern, modular IP system platform for scalable intercom, PA/GA and PA solutions from INDUSTRONIC.

The XIO module provides 24 control inputs and outputs.

As the control inputs and outputs are divided into separate groups of 12, it is possible to connect two systems at different voltage potential to one XIO module.



- 24 bidirectional potential-free control inputs and outputs
- 2 Ethernet interfaces for redundant network connection
- Power supply of the internal electronics via PoE (with redundancy) or separate DC supply
- Integrated self-monitoring
- Configuration via INDUSTRONIC management tools

I/O PLUG-IN DEVICE 24 XIO 001

Type number 344-020-100

MECHANICAL DATA

Mounting 1/3 19" width in a 1 RU INTRON-X 19" chassis of type 3 XRC 001

Width x height x depth 147 mm x 44 mm x 265 mm (5.79" x 1.73" x 10.43")

Weight Approx. 0.9 kg (approx. 1.98 lbs)

POWER CONSUMPTION (XD1 OR POE)


Typical 3 W

Maximum 5 W

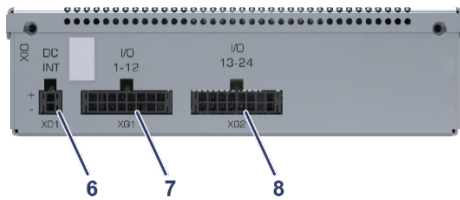
DC POWER SUPPLY (XD1)

Power supply 42 V DC to 72 V DC

FRONT/REAR



- | | |
|---|------------------------------|
| 1 | LEDs for operating status |
| 2 | Reset button |
| 3 | Service interface (Mini USB) |
| 4 | Service button |
| 5 | Ethernet interfaces |



- | | |
|---|--|
| 6 | DC power supply |
| 7 | Interface to terminal block
12 XIOTB 001 (I/O 1 to 12) |
| 8 | Interface to terminal block
12 XIOTB 001 (I/O 13 to 24) |

CONTROL INPUTS/OUTPUTS (XG1 AND XG2)

Quantity	12 per interface with the same reference and power supply potential
Input voltage level of each input	Off: 0 V DC to 5 V DC On: 10 V DC to 72 V DC (current consumption max. 2 mA)
Voltage and current value of each output	Max. 72 V DC, 100 mA
Power supply	Max. 72 V DC Supplied via the I/O terminal block, max. 2.5 A

NETWORK INTERFACES (XF1 AND XF2)

Quantity	2 x RJ45
Type	10Base-T/100Base-TX Ethernet, IEEE 802.3
PoE	IEEE 802.3af, Class 2, 6.49 W
Requirements	IPv4 network Support of UDP and SCTP protocols 200 kBit/s bandwidth

SERVICE INTERFACE (SVC)

Quantity	1 x Mini-USB
-----------------	--------------

ENVIRONMENTAL REQUIREMENTS AND STANDARDS

Ambient temperature during operation	-15 °C to +55 °C (+5 °F to +131 °F)
Storage temperature	-25 °C to +70 °C (-13 °F to +158 °F)
Relative humidity (non-condensing)	Max. 95 %
Degree of protection	IP20
Vibration resistance	2 Hz to 13.2 Hz, +/-1.5 mm, 13.2 Hz to 200 Hz, 1 g
Operating altitude	Max. 2,000 m (6,562 ft) above sea level
Pollution degree	2 (according to EN 62368-1)
Electrical safety	EN 62368-1
EMC	EN 61000-6-2, EN 61000-6-4, EN 55032 Class B, EN 55035, EN 50130-4

ACCESSORIES



12 XIOTB 001

Terminal block for 12 control inputs and outputs

Mounting	DIN rail
Width x height x depth	50 mm x 128 mm x 46 mm (1.97" x 5.04" x 1.81")
Power supply (XD1 and XD2)	42 V DC to 72 V DC, max. 16 A, 2 x 4 poles, cascable
Control inputs/outputs (XG2 and XG3)	Incl. reference and supply potential 2 x 8-pole push-in terminals, 1.5 mm ² , max. 2.5 A
Type number	344-020-102



16 XCBL 121 3.5 m

Cable to connect the XIO to XIOTB, 16 poles, 3.5 m (11.48 ft), 0.14 mm², connectors overmolded on both sides, halogen-free, flame-retardant

Type number	244-900-351
	Further cable lengths available upon request.



2 XCBL 421 1.5 m

Power supply cable for the plug-in device 24 XIO 001, 2 poles, 1.5 m (4.92 ft), 0.5 mm², connectors overmolded on both sides, halogen-free, flame-retardant

Type number	244-902-151
	Further cable lengths available upon request.



4 XCBL 531 3.5 m

Power supply cable for the terminal block XIOTB, 4 poles, 3.5 m (11.48 ft), 0.75 mm², 1 x connector covered with heat-shrink tube, 1 x flying leads, halogen-free, flame-retardant

Type number	244-905-351
	Further cable lengths available upon request.



4 XCBL 561 0.15 m


Power supply cable for cascading the XIOTB terminal blocks, 4 poles, 0.15 m (0.49 ft), 0.75 mm², halogen-free, flame-retardant

Type number	244-904-150
	Further cable lengths available upon request.

PREFERRED MODULES

PMOD 24 XIO 001/1

Plug-in device incl. 2 terminal blocks and connection cables for up to 24 control inputs/outputs



OVERVIEW PREFERRED MODULES

PMOD 24 XIO 001/1

Plug-in device 24 XIO 001	x
Terminal block 12 XIOTB 001	2x
Cable 16 XCBL 121	2x
Cable 2 XCBL 421	x
Cable 4 XCBL 531	x
Cable 4 XCBL 561	x
Type number	326-020-001

ACTIVATIONS

Please note: To commission the module, an INDUSTRONIC activation is required!

ACT-X Interface Device

Description	Activation of one INTRON-X interface plug-in device
Type number	101-100-030

© INDUSTRONIC